

See Life YOUR WAY

With the **PanOptix**[®] Lens, you can seize every day. Without cataracts. Without hesitation. Without holding back.

*In a clinical study, 129 patients were asked about their experience with the **PanOptix**[®] Lens:*

99% of people with the **PanOptix**[®] Lens would choose the same lens again.¹

98% of people with the **PanOptix**[®] Lens would recommend it to family and friends.¹

CATARACT BASICS

Cataracts form gradually as our eyes get older, and 9 in 10 Americans develop them by the time they're 65.² The good news is that cataract surgery is one of the safest, most common, and most effective procedures performed today.³

At the time of cataract surgery, you have the opportunity to enhance your vision with the **PanOptix**[®] Lens.

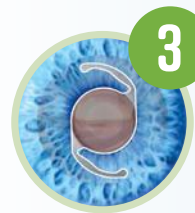
THE PROCESS



1 CATARACT REMOVAL
Through a tiny incision, the surgeon removes your clouded lens.



2 LENS INSERTION
The surgeon replaces your original lens with the **PanOptix**[®] Lens.



3 VISION RENEWED
The **PanOptix**[®] Lens enhances your vision for clear, complete focus.



TALK TO YOUR EYE CARE PROFESSIONAL ABOUT THE **PANOPTIX**[®] LENS

AcrySof[®] IQ PanOptix[®] Family of Trifocal IOLs IMPORTANT PRODUCT INFORMATION

CAUTION: Restricted by law to sale by or on the order of a physician.

DESCRIPTION: The AcrySof[®] IQ PanOptix[®] Trifocal IOL is a type of multifocal IOL used to focus images clearly onto the back of your eye (retina) to allow clear vision after the cataract removal. In addition, the center of the AcrySof[®] IQ PanOptix[®] Trifocal IOL allows for better near (reading) vision and intermediate (computer work) vision versus what a monofocal lens would provide. There is a chance that you still may need glasses for distance, intermediate, and/or near vision. You will get the full benefit of the AcrySof[®] IQ PanOptix[®] Trifocal IOL when it is placed in both eyes. Please discuss with your eye doctor whether this is the right IOL for you.

POTENTIAL SIDE EFFECTS: Due to the design of multifocal IOLs, there are some side effects that can be associated with the AcrySof[®] IQ PanOptix[®] Trifocal IOL models. These may be worse than with a monofocal IOL, including visual disturbances such as glare, rings around lights, starbursts (rays around light sources), and reduced contrast sensitivity (decrease in ability to distinguish objects from their background, especially in dim lighting). These side effects may make it more difficult to see while driving at night or completing tasks in low lighting conditions, such as at night or in fog or in a dimly lit room, after surgery as compared to before surgery. Further, a toric IOL corrects astigmatism only when it is placed in the correct position in the eye. There is a possibility that the toric IOL could be placed incorrectly or could move within the eye. If the toric lens is not positioned correctly following surgery, the change in your astigmatism correction by the IOL, along with any necessary correction with glasses, may cause visual distortions. If the lens rotates in your eye, you may need additional surgery to reposition or replace the IOL.

ATTENTION: As with any surgical procedure, there are risks involved. Prior to surgery, ask your eye doctor to provide you with the Patient Information Brochure for the proposed AcrySof[®] IQ PanOptix[®] Trifocal IOL to be implanted. This document will further inform you of the risks and benefits associated with this IOL. Discuss any questions about possible risks and benefits with your eye doctor, as well as your medical condition and any eye disease you may have.

References: 1. Alcon data on file. 2. Cataract. Kellogg Eye Center website. <https://www.umkelloggeye.org/conditions-treatments/cataract>. Accessed April 23, 2019. 3. Facts about cataract. National Eye Institute website. https://nei.nih.gov/health/cataract/cataract_facts. Updated September 2015. Accessed March 19, 2019. 4. Groessl EJ, Liu L, Sklar M, Tally SR, Kaplan RM, Ganiats TG. Measuring the impact of cataract surgery on generic and vision-specific quality of life. *Qual Life Res.* 2013; 22:1404-1414. doi: 10.1007/s11136-012-0270-Z.



I'M A
PAN Optimist

The **PanOptix**[®] Lens is a once-in-a-lifetime opportunity that opens up a million more.

SEIZE LIFE
WITHOUT CATARACTS

Alcon

Alcon

A LENS FOR *Your Life*

When you can see more, you can do more. Redefine your vision with the **AcrySof® IQ PanOptix®** Trifocal Lens, and start seeing life differently.



Enhance your vision for clear, complete focus



See effortlessly without blurry zones



Discover brighter, vivid colors⁴



Reduce your need to wear glasses¹



Take advantage of the first and only trifocal lens available in the United States

YOUR VISION. YOUR FUTURE.


The lens you choose matters. While a monofocal lens can help you see far away, the **PanOptix®** Lens gives you a full range of vision, so that you can immerse in a full range of activities—all while relying less on glasses.¹



CATARACTS
Cloudy



MONOFOCAL LENS
Distance Only



PANOPTIX® LENS
Distance and Details

Simulated images.

Imagine how you could use clear,
COMPLETE VISION.

SEE FAR AWAY
with clear *distance vision*

- Spot a familiar face
- Go see a show
- Drive a car
- Watch TV

SEE AT ARM'S LENGTH
with enhanced *intermediate vision*

- Use a computer
- Read a menu
- See the mirror

SEE UP CLOSE
with excellent *near vision*

- Read a book
- Take up crafting
- Use a cell phone



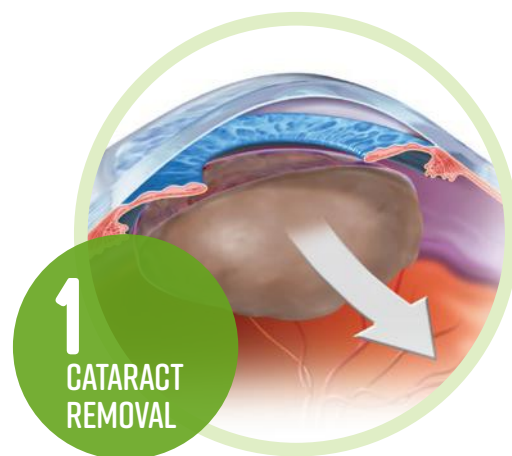
AcrySof[®] IQ PanOptix[®]
TRIFOCAL IOL

BE A
PANOptimist

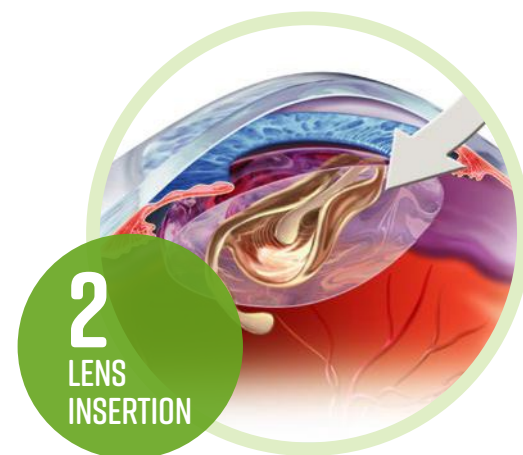
SEIZE LIFE WITHOUT CATARACTS

YOUR PROCEDURE

Cataracts happen to almost everyone. They cloud the natural lens of your eye, so your doctor must remove and replace the lens with a new, artificial one to help you see clearly.



Through a tiny incision, the surgeon removes your clouded lens.



The surgeon replaces your original lens with the PanOptix[®] Lens.



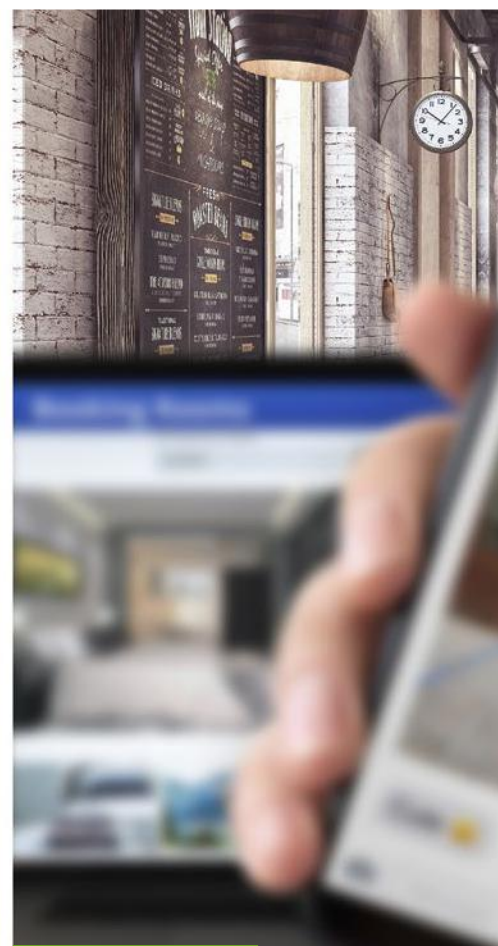
The PanOptix[®] Lens enhances your vision for clear, complete focus.

YOUR VISION

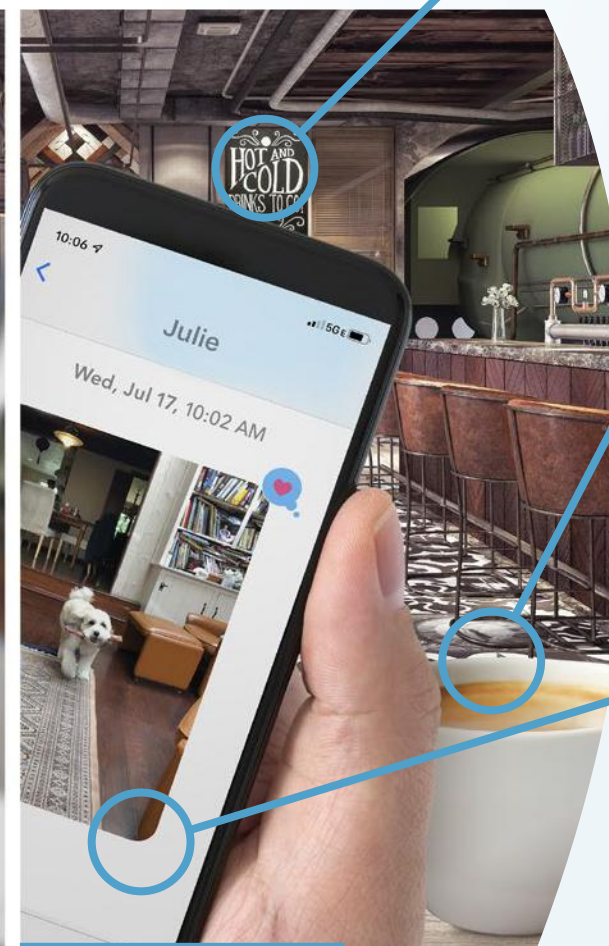
The lens you choose can play a big part in what you can see—and what you can do.



CATARACTS
Cloudy



MONOFOCAL LENS
Distance Only



PANOPTIX[®] LENS
Distance and Details

People with the PanOptix[®] Lens RELY LESS ON GLASSES.¹

SEE FAR AWAY with clear distance vision

- Spot a familiar face
- Go see a show
- Drive a car
- Watch TV

SEE AT ARM'S LENGTH with enhanced intermediate vision

- Use a computer
- Read a menu
- See the mirror

SEE UP CLOSE with excellent near vision

- Read a book
- Take up crafting
- Use a cell phone

Refer to the Important Product Information on the back of this placemat.



ASK US IF THE PANOPTIX[®] LENS IS RIGHT FOR YOU
FIND OUT MORE AT CATARACTSURGERY.COM

Alcon



ACRYSOF® IQ PANOPTIX® FAMILY OF TRIFOCAL IOLs

IMPORTANT PRODUCT INFORMATION

CAUTION: Restricted by law to sale by or on the order of a physician.

DESCRIPTION: The AcrySof® IQ PanOptix® Trifocal IOL is a type of multifocal IOL used to focus images clearly onto the back of your eye (retina) to allow clear vision after the cataract removal. In addition, the center of the AcrySof® IQ PanOptix® Trifocal IOL allows for better near (reading) vision and intermediate (computer work) vision versus what a monofocal lens would provide.

There is a chance that you still may need glasses for distance, intermediate, and/or near vision. You will get the full benefit of the AcrySof® IQ PanOptix® Trifocal IOL when it is placed in both eyes. Please discuss with your eye doctor whether this is the right IOL for you.

POTENTIAL SIDE EFFECTS: Due to the design of multifocal IOLs, there are some side effects that can be associated with the AcrySof® IQ PanOptix® Trifocal IOL models. These may be worse than with a monofocal IOL, including visual disturbances such as glare, rings around lights, starbursts (rays around light sources), and reduced contrast sensitivity (decrease in ability to distinguish objects from their background, especially in dim lighting). These side effects may make it more difficult to see while driving at night or completing tasks in low lighting conditions, such as at night or in fog or in a dimly lit room, after surgery as compared to before surgery.

Further, a toric IOL corrects astigmatism only when it is placed in the correct position in the eye. There is a possibility that the toric IOL could be placed incorrectly or could move within the eye. If the toric lens is not positioned correctly following surgery, the change in your astigmatism correction by the IOL, along with any necessary correction with glasses, may cause visual distortions. If the lens rotates in your eye, you may need additional surgery to reposition or replace the IOL.

ATTENTION: As with any surgical procedure, there are risks involved. Prior to surgery, ask your eye doctor to provide you with the Patient Information Brochure for the proposed AcrySof® IQ PanOptix® Trifocal IOL to be implanted. This document will further inform you of the risks and benefits associated with this IOL. Discuss any questions about possible risks and benefits with your eye doctor, as well as your medical condition and any eye disease you may have.

Reference: 1. Alcon data on file.

© 2019 Alcon Inc. 8/19 US-ACP-CEI-1900003



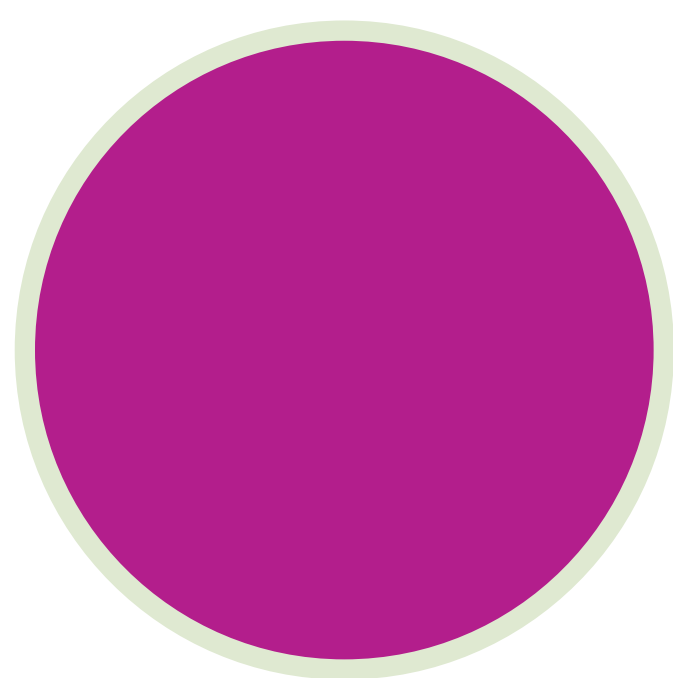
AcrySof® IQ PanOptix®
TRIFOCAL IOL

BE A PANOPTIMIST

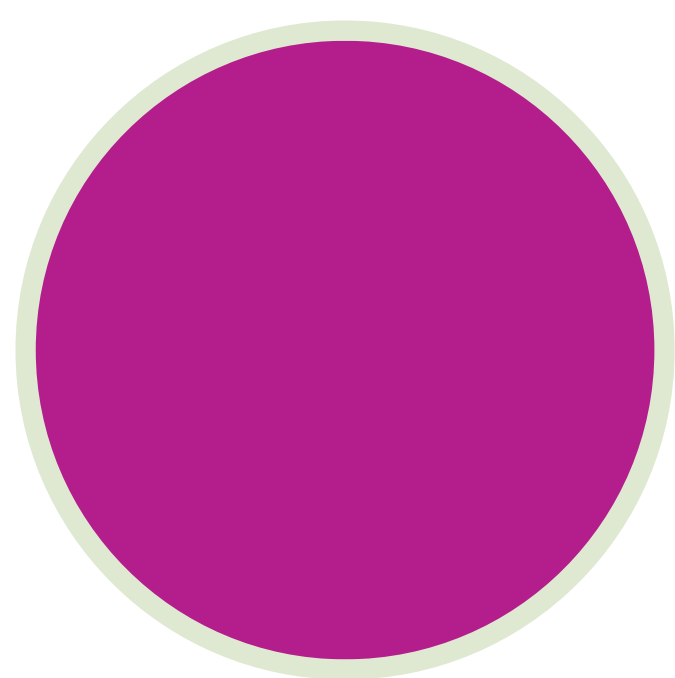
WITH THE **PANOPTIX**® LENS, YOU CAN SEIZE LIFE WITHOUT CATARACTS

When you invest in your vision, you're investing in your future.
The **PanOptix**® Lens is your opportunity to gain vision that's crisp and sharp.

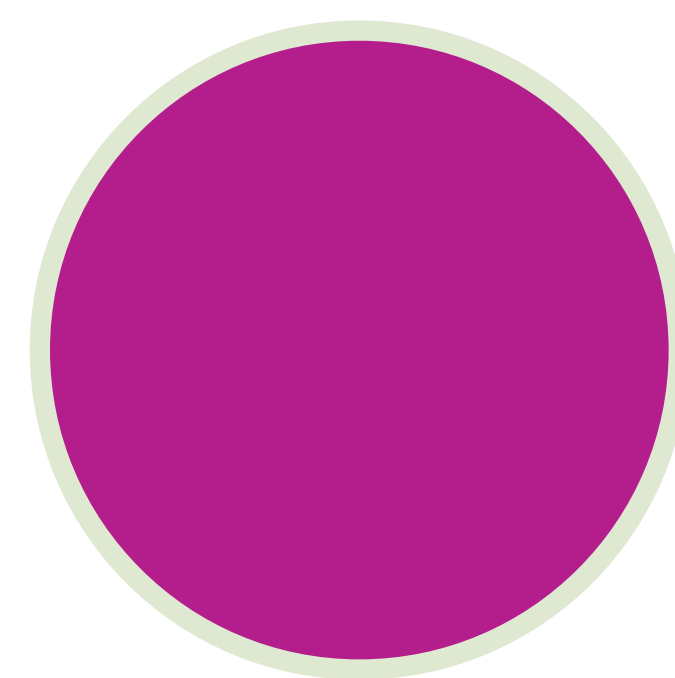
CATARACT SURGERY AT A GLANCE



Through a tiny incision, the surgeon removes your clouded lens.



The surgeon replaces your original lens with the **PanOptix**® Lens.

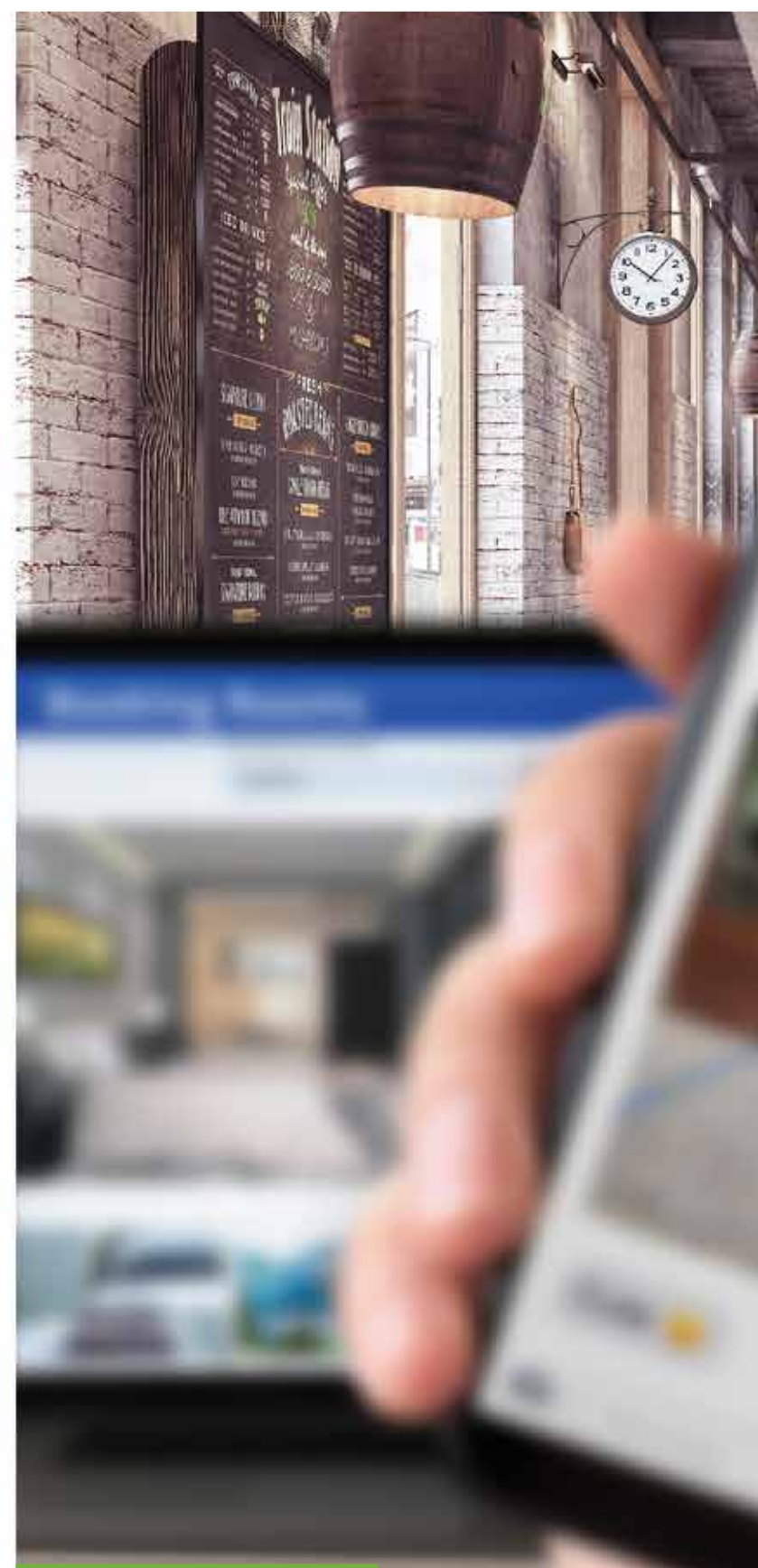


The **PanOptix**® Lens enhances your vision for clear, complete focus.

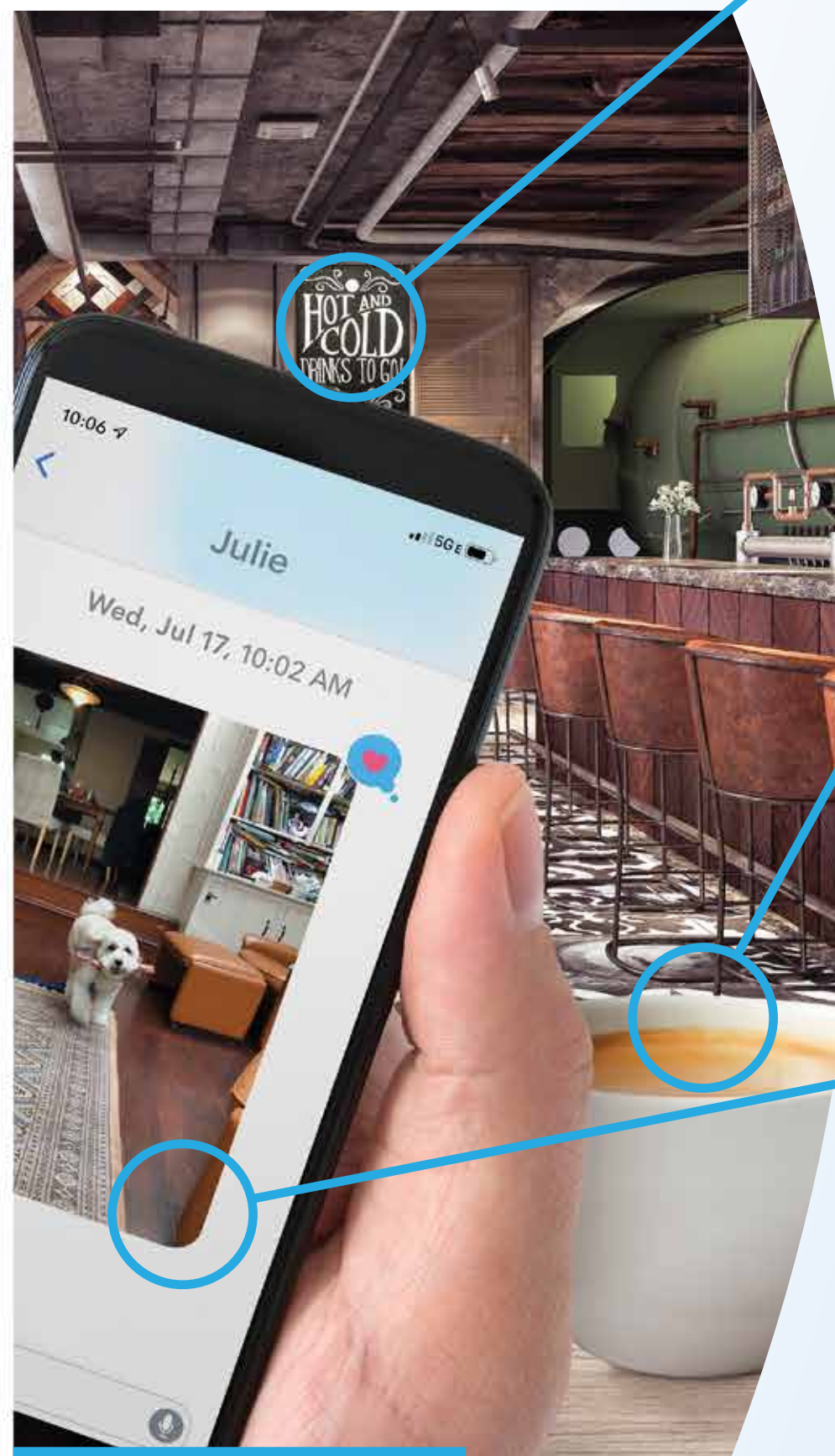
YOUR VISION AND LENS OPTIONS



CATARACTS
Cloudy



MONOFOCAL LENS
Distance Only



PANOPTIX® LENS
Distance and Details

SEE FAR AWAY with clear *distance vision*

- Spot a familiar face
- Go see a show
- Drive a car
- Watch TV

SEE AT ARM'S LENGTH with enhanced *intermediate vision*

- Use a computer
- Read a menu
- See the mirror

SEE UP CLOSE with excellent *near vision*

- Read a book
- Take up crafting
- Use a cell phone

THE **PANOPTIX**® LENS

Enhance your vision for clear, complete focus

See effortlessly without blurry zones

Discover bright, vivid colors²

Reduce your need to wear glasses¹

ASK US IF THE **PANOPTIX**® LENS IS RIGHT FOR YOU

➔ FIND OUT MORE AT **CATARACTSURGERY.COM**

ACRYSOF® IQ PANOPTIX® FAMILY OF TRIFOCAL IOLs IMPORTANT PRODUCT INFORMATION

CAUTION: Restricted by law to sale by or on the order of a physician.

DESCRIPTION: The AcrySof® IQ PanOptix® Trifocal IOL is a type of multifocal IOL used to focus images clearly onto the back of your eye (retina) to allow clear vision after the cataract removal. In addition, the center of the AcrySof® IQ PanOptix® Trifocal IOL allows for better near (reading) vision and intermediate (computer work) vision versus what a monofocal lens would provide. There is a chance that you still may need glasses for distance, intermediate, and/or near vision. You will get the full benefit of the AcrySof® IQ PanOptix® Trifocal IOL when it is placed in both eyes. Please discuss with your eye doctor whether this is the right IOL for you.

POTENTIAL SIDE EFFECTS: Due to the design of multifocal IOLs, there are some side effects that can be associated with the AcrySof® IQ PanOptix® Trifocal IOL models. These may be worse than with a monofocal IOL, including visual disturbances such as glare, rings around lights, starbursts (rays around light sources), and reduced contrast sensitivity (decrease in ability to distinguish objects from their background, especially in dim lighting). These side effects may make it more difficult to see while driving at night or completing tasks in low lighting conditions, such as at night or in fog or in a dimly lit room, after surgery as compared to before surgery. Further, a toric IOL corrects astigmatism only when it is placed in the correct position in the eye. There is a possibility that the toric IOL could be placed incorrectly or could move within the eye. If the toric lens is not positioned correctly following surgery, the change in your astigmatism correction by the IOL, along with any necessary correction with glasses, may cause visual distortions. If the lens rotates in your eye, you may need additional surgery to reposition or replace the IOL.

ATTENTION: As with any surgical procedure, there are risks involved. Prior to surgery, ask your eye doctor to provide you with the Patient Information Brochure for the proposed AcrySof® IQ PanOptix® Trifocal IOL to be implanted. This document will further inform you of the risks and benefits associated with this IOL. Discuss any questions about possible risks and benefits with your eye doctor, as well as your medical condition and any eye disease you may have.

References: 1. Alcon data on file. 2. Groessl EJ, Liu L, Sklar M, Tally SR, Kaplan RM, Ganiats TG. Measuring the impact of cataract surgery on generic and vision-specific quality of life. *Qual Life Res.* 2013;22(6):1405-1414. doi:10.1007/s11136-012-0270-Z.

© 2019 Alcon Inc. 8/19 US-ACP-CEI-1900057

Alcon